



Booking code	NZHITOP	NZ4END	NZ2BERTHST	NZ3BERTHST	NZ4BERTHQ	NZ4BERTH	NZ6BERTH
<b>VEHICLE SPECIFICATIONS</b>							
<b>Cruise control</b>	Yes	Yes	Yes	Yes	Yes	Yes	Yes
<b>Power supply (volts)</b>	12v battery/240v mains	12v battery/240v mains	12V battery/240V mains	12V battery/240V mains /solar panel	12V battery/240V mains/solar panel	12V battery/240V mains/solar panel	12V battery/240V mains/solar panel
<b>Transmission</b>	Automatic	Automatic	Automatic	Automatic	Automatic	Automatic	Automatic
<b>Fuel</b>	Diesel	Diesel	Diesel	Diesel	Diesel	Diesel	Diesel
<b>Fuel tank capacity</b>	70L	70L	71L - 75L	71L	70L	70L - 75L	70L - 75L
<b>Certified self contained</b>	No	No	Yes	Yes	Yes	Yes	Yes
<b>DIMENSIONS</b>							
<b>Length</b>	5.38m	5.38m	7.05m - 7.20m	7.20m	6.76m - 7.00m	7.50m - 7.70m	7.50m - 7.70m
<b>Width (excl. mirrors)</b>	1.93m	2.193m	1.93m - 2.04m	2.04m	2.25m	2.21m - 2.30m	2.21m - 2.30m
<b>Height</b>	2.80m	2.80m	2.80m - 3.20m	2.80m	3.10m	3.40m - 3.60m	3.40m - 3.60m
<b>Interior height</b>	2.10m	2.10m	1.90m	1.90m	2.06m	2.10m - 2.15m	2.10m - 2.15m
<b>BEDS</b>							
<b>Bed dimensions</b>	<b>Double</b> (rear) 2.00m x 1.20m <b>Single</b> (top bunk) 2.00m x 1.37m*	<b>Double</b> (rear) 2.00m x 1.20m <b>Double</b> (top bunk) 2.00m x 1.37m*	<b>Double</b> 1.90m x 1.70m	<b>Double</b> (rear) 1.91m x 1.78m <b>Single</b> (front) 1.75m x 0.66m	<b>Double</b> (permanent drop-down) 2.00m x 1.40m* <b>Double</b> (lower bed - dinette convert) 2.00m x 1.45m	<b>Double</b> (over cab) 2.10m x 1.45m <b>Double</b> (rear dinette convert) 2.10m x 1.40m	<b>Double</b> (over cab) 2.10m x 1.45m <b>Double</b> (front dinette convert) 1.84m x 1.15m <b>Double</b> (rear dinette convert) 2.10m x 1.40m
<b>CAPACITY</b>							
<b>Sleeping capacity</b>	3 adults	4 adults	2 adults	2 adults, 1 child	4 adults	4 adults	6 adults
<b>Child and booster seat fittings</b>	1 child or booster seat	2 child or booster seats	No	1 child or booster seat	2 child or booster seats	2 child or booster seats	2 child or booster seats
<b>AMENITIES</b>							
<b>Hot/Cold pressurised water</b>	Cold water only	Cold water only	Yes	Yes	Yes	Yes	Yes
<b>Shower</b>	No	No	Yes	Yes	Yes	Yes	Yes
<b>Toilet</b>	Porta Potti	Porta Potti	Yes	Yes	Yes	Yes	Yes
<b>Fresh water tank</b>	48L	48L	70L - 85L	85L	97L	82L - 96L	82L - 96L
<b>Waste water tank</b>	53L	53L	55L - 104L	104L	97L	82L - 96L	82L - 96L
<b>Kitchen sink</b>	Yes	Yes	Yes	Yes	Yes	Yes	Yes
<b>Fridge/freezer</b>	110L	110L	78L - 130L	130L	130L	130L - 150L	130L - 150L
<b>Microwave</b>	Yes	Yes	Yes	Yes	Yes	Yes	Yes
<b>Gas cooker</b>	Yes	Yes	Yes	Yes	Yes	Yes	Yes
<b>FEATURES</b>							
<b>Air conditioning (Driver's cab/Main cab)</b>	Yes / No	Yes / No	Yes / No	Yes / No	Yes / No	Yes / No	Yes / No
<b>Heating (Driver's cab/Main cab)</b>	Yes / No	Yes / No	Yes / Gas, 240V or Diesel**	Yes / Diesel	Yes / Diesel	Yes / Diesel	Yes / Diesel
<b>Awning</b>	No	No	No	No	Yes	Yes	Yes
<b>Fly screens</b>	No	No	No	No	Yes	Some windows	Some windows
<b>Extras</b>	Reversing camera, personal safe	Reversing camera, personal safe	Reversing camera	Reversing camera, personal safe, external table, front swivel seats	Reversing camera, personal safe, front swivel seats, external storage locker	Reversing camera, external storage locker	Reversing camera, external storage locker

For full vehicle specifications please refer to [www.apollocamper.co.nz](http://www.apollocamper.co.nz) or your travel consultant. Details above are indicative and subject to change without notice.

## FAQs

### Why choose Apollo?

Apollo has been helping guests create fun road trip memories for more than 35 years and now offers the widest range of RVs for hire in New Zealand. Choose from seven different models; from smaller campervans to larger motorhomes and everything in between, Apollo has the right vehicle for you. All Apollo campers are from new to 5 years on fleet, offering a quality vehicle everytime.

### Are there any restrictions on where I can travel?

Yes, Apollo RVs can only be driven on sealed/bitumen roads, unless it is a well-maintained access road of less than 12 kilometres to a recognised campground or major tourist attraction. We also have restrictions on certain roads and ski field areas, so please check these with your travel consultant.

### What is the minimum rental period?

The minimum rental period is five days. Longer minimums may apply over peak season and for one-way rentals.

### Can I travel one-way?

Yes! One-way travel is available between all our branches. One-way fees and minimum rental periods apply when travelling between locations. Please refer to the full terms and conditions for full details.

### Do I need a special driver's licence?

You do not need a special driver's licence but a current and full motor vehicle driver licence is required for all drivers and must be shown at pick up. The licence must be valid for the entire duration of the booking. If the licence is not in English, then an accredited translation or International driver permit must be provided along with your Driver's Licence.

### How old do Apollo drivers need to be?

All drivers need to be 21 years or over.

### Can I check-in online?

Yes! In fact, it is a requirement for all guests to check in online at <https://sci.thlonline.com> at least 14 days prior to pick-up. This will ensure we have all your details in our system before you get here, making pick-up faster for you.

### What Liability and Deposit options are available?

For peace of mind on the road we offer two Liability Options. Choose between:

- › **'The Low Road'** - our most basic level of liability cover
- › **'The High Road'** - our highest liability cover. This cover is included in the Apollo Value Pack; our hassle-free option with lots of extra inclusions. We recommend the Value Pack as it's great peace of mind. Full details below.

Liability Option	Camper Type	Price Per Day <sup>^</sup>	Liability*
The Low Road	Non-toilet & shower	Included	\$5,000
	Toilet & shower	Included	\$7,500
The High Road	Non-toilet & shower	\$48	\$0
	Toilet & shower	\$53	\$0

\*Credit card authority recorded at pick up. Liability is subject to exclusions. Any breach of the exclusions will render all cover void. Refer to the Rental Agreement for details.

<sup>^</sup>The maximum charge for The High Road is 50 days per rental segment.

#### RECOMMENDED

### Apollo Value Pack

The hassle-free option packed with inclusions for your convenience:

**\$60 per day** for non-toilet & shower RVs

**\$68 per day** for toilet & shower RVs

- › **'The High Road' PLUS:**
- › Unlimited Windscreen and Tyres
- › Undercarriage/Overhead damage (covered for accidental damage)
- › Single Vehicle Rollover
- › Fan/Heater
- › 3 x Toilet Chemicals (in campers with a toilet)
- › Camping Chairs and Table
- › Child/Booster Seats (with prior request)
- › Linen exchange service (exchange your linen and bedding during your rental after seven days of travel at any **thl** branch)


## Branch Locations





Apollo branches are open 7 days a week from 8am until 4pm, with the exception of Christmas Day when they are closed. Pick-up and/or drop-off on other public holidays will incur a fee. Refer to [www.apollocamper.co.nz](http://www.apollocamper.co.nz) or your travel consultant for all the public holiday dates.


## Included in Apollo Bookings

- › 24-hour roadside assistance helpline
- › Unlimited kilometres
- › Kitchen equipment
- › General living equipment
- › Linen and bedding
- › Extra driver/renter fee
- › 15% GST
- › FREE **thl** Roadtrip App









Scan the QR code to download the **thl Roadtrip App**. You can find and book campgrounds, holidays parks and attractions as well as locate your closest service station, dump stations and more!

